

The West Australian Quilters Association Inc.

PO BOX 188 SUBIACO WA 6904

Website: waquilters.com

Email: waqaweb@gmail.com

Agreement For Hire of WAQA Quilt Stands – Commercial Organisations

Hire fee of \$90 per unit for up to 5 days. Over 5 days hire is by negotiation.

One unit consists of 10 metal poles with accessories to make three multi-stand frames. A diagram is shown on the last page to help determine what you require. Accessories included in the hire are feet, clamps, wooden poles, and hooks. Lifters are supplied in pairs.

A \$200 refundable deposit **must** be paid before a booking is confirmed and the hire agreement commences. Deposit is payable to WAQA by electronic funds transfer to

CBA Account Name: WAQA

BSB: 066-192 Account: 10671362

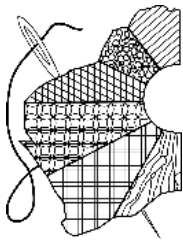
The following conditions apply:

- The metal poles and all wooden rods must be transported flat.
- The stands and all accessories can only be used indoors.
- Any damaged or missing items to be replaced by the group hiring the equipment.
- The hirer is responsible for insurance of the equipment.
- The hirer is responsible for pick up and return of all equipment hired.

Name of Organisation	
Contact Name	
Phone	Mobile
Email	
Dates Equipment is Required	
Purpose of Use	
Location/Address of Use	

Please supply the bank details for the payment of the refund of the deposit

Name of Organisation Hiring Stands	
Account Name	
Bank	
BSB	
Account Number	



The West Australian Quilters Association Inc.

PO BOX 188 SUBIACO WA 6904

Website: waquilters.com

Email: waqaweb@gmail.com

EQUIPMENT REQUIRED

Please calculate the quantity of each item you need to build the number of frames you require using the diagrams on the next page. Round up to the nearest complete unit.

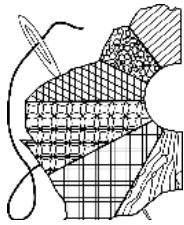
Item Required	Required	Quantity Out	Quantity Returned
Units (incl Metal Poles, Feet, Clamps)			
Hanging Rods (Wooden Poles)			
Hooks			
Lifters (pairs)			

We agree to the above conditions

Name _____

Signed _____

Date _____



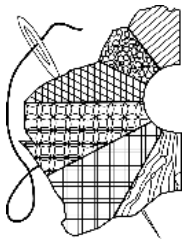
The West Australian Quilters Association Inc.

PO BOX 188 SUBIACO WA 6904

Website: waquilters.com

Email: waqaweb@gmail.com

West Australian Quilters Association Inc.		QUILT STAND CONFIGURATIONS										
1 UNIT												To be used in conjunction with
10 POLES (1 BAG)												Quilt Stand Setup Guide on the WAQA Website>Services>Stand Hire
4 FEET												
16 CLAMPS	/	/	/	/								1 UNIT IS BASED ON 1 BAG of 10 2.5m POLES
RODS & HOOKS	/	/	/	/								Wooden RODS and HOOKS required
2 UNITS												is based on the number and size
19 POLES (2 BAGS)												of the quilts, and the arrangement
7 FEET												of the stands in the area of the display.
31 CLAMPS	/	/	/	/	/	/	/	/	/	/	/	
RODS & HOOKS	/	/	/	/	/	/	/	/	/	/	/	
3 UNITS												
28 POLES (3 BAGS)												
10 FEET												
46 CLAMPS	/	/	/	/	/	/	/	/	/	/	/	
RODS & HOOKS	/	/	/	/	/	/	/	/	/	/	/	
WITHOUT ALTERNATE BOTTOM POLES												
2 UNITS												
19 POLES (2 BAGS)												
8 FEET												
30 CLAMPS	/	/	/	/	/	/	/	/	/	/	/	
RODS & HOOKS	/	/	/	/	/	/	/	/	/	/	/	
3 UNITS												
29 POLES (3 BAGS)												
12 FEET												
46 CLAMPS	/	/	/	/	/	/	/	/	/	/	/	
RODS & HOOKS	/	/	/	/	/	/	/	/	/	/	/	



The West Australian Quilters Association Inc.

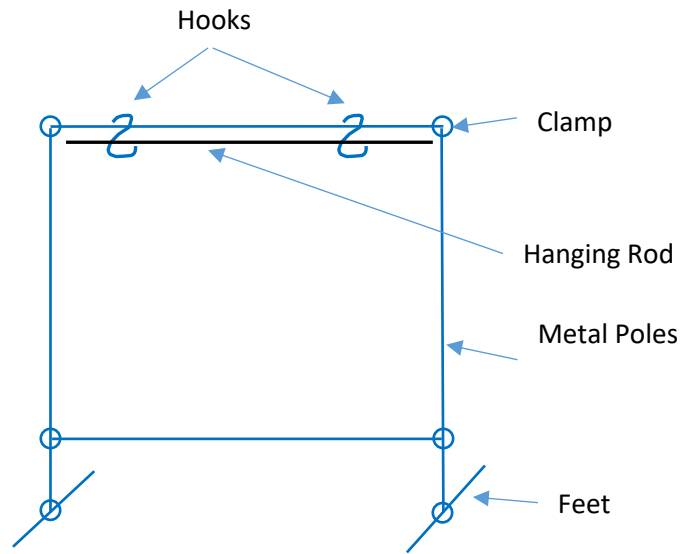
PO BOX 188 SUBIACO WA 6904

Website: waquilters.com

Email: waqaweb@gmail.com

SINGLE FREE STANDING SETUP

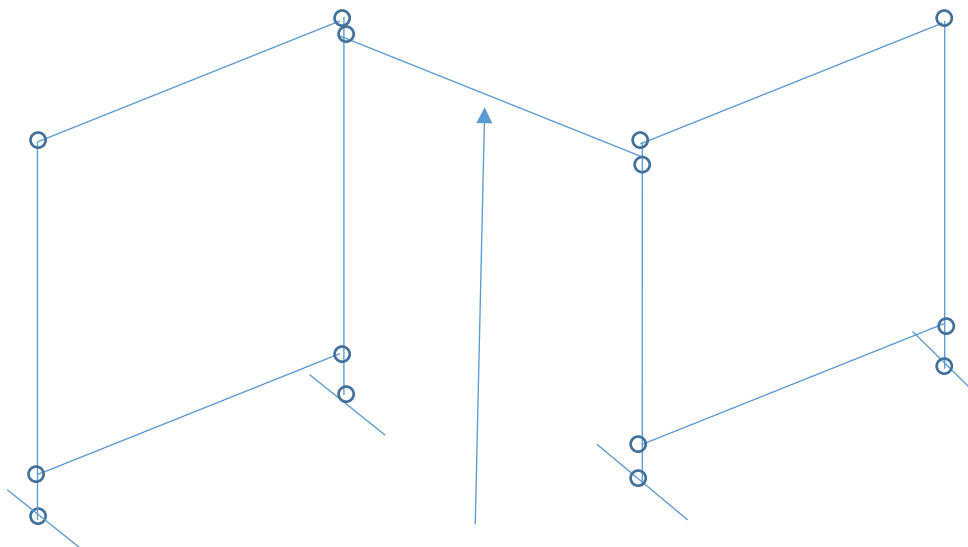
Part	Single Side Use	Double Side Use
Metal Poles	4	4
Feet	2	2
Clamps	6	6
Hooks	2	4
Hanging Rods	1	2



*Clamps require a 13mm spanner or socket or shifter

MULTI STAND SET UP

Part	Single Side Use	Double Side Use
Metal Poles	9	9
Feet	4	4
Clamps	14	14
Hooks	6	12
Hanging Rods	3	6



Two freestanding frames can be linked using a metal pole as Joiner – only one required at top