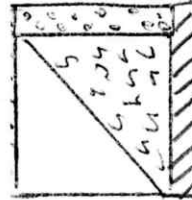
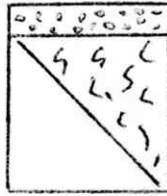
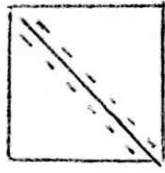


Tutorial for Uneven Four Patch Block (6 inch Blocks)



See susie's-scrap.com (this pattern is made using 4 1/2 squares)



Finished block size 6 1/4

Cut 1. 6" x 6" patterned square

1. 6" x 6" neutral square

1. 1 1/2 x 5 1/2 " patterned strip

1. 1 1/2 x 7" patterned strip (different pattern)

Method: Put the 6" squares together

Draw a diagonal line on wrong side of neutral square.

Sew 1/4 inch either side of line, cut on the line. Press open.

Take shortest strip and sew to upper side of block --patterned

Then sew longest strip to patterned side of block.

Trim to 6 1/4" square

Join 4 blocks together to create a snowball shape.